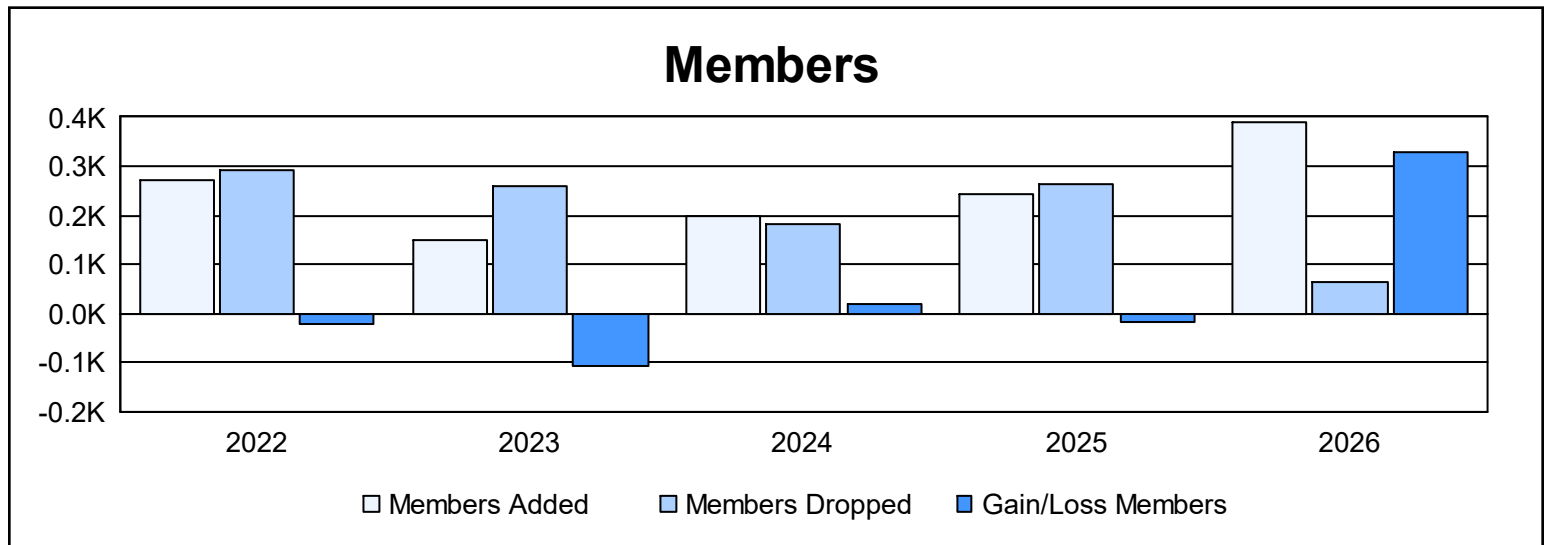
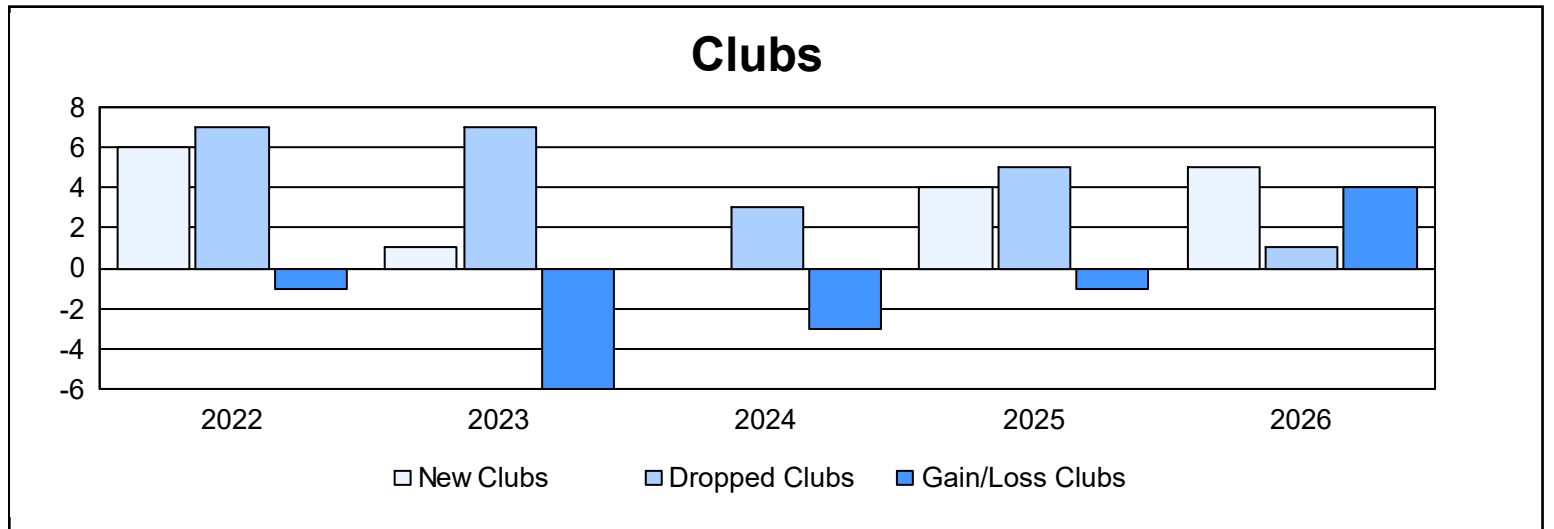
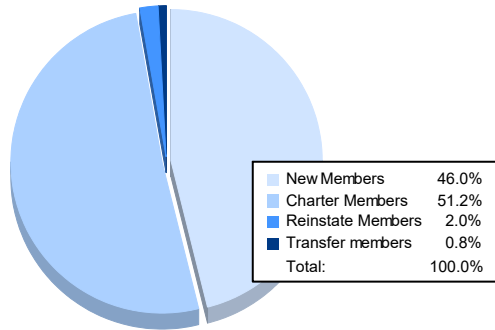


Year	New Clubs	Dropped Clubs	Gain/ Loss Clubs	New Members	Charter Members	Reinstate Members	Transfer Members	Total Member Added	Total Members Dropped	Gain/ Loss Members
2021-2022	6	7	-1	97	131	40	4	272	292	-20
2022-2023	1	7	-6	85	44	13	7	149	258	-109
2023-2024	0	3	-3	149	24	22	3	198	180	18
2024-2025	4	5	-1	113	83	36	13	245	262	-17
2025-2026	5	1	4	180	200	8	3	391	63	328
<b>Average</b>	<b>3</b>	<b>5</b>	<b>-1</b>	<b>125</b>	<b>96</b>	<b>24</b>	<b>6</b>	<b>251</b>	<b>211</b>	<b>40</b>



### Membership Composition April 2026 Cumulative



### Gender Composition April 2026 Cumulative

